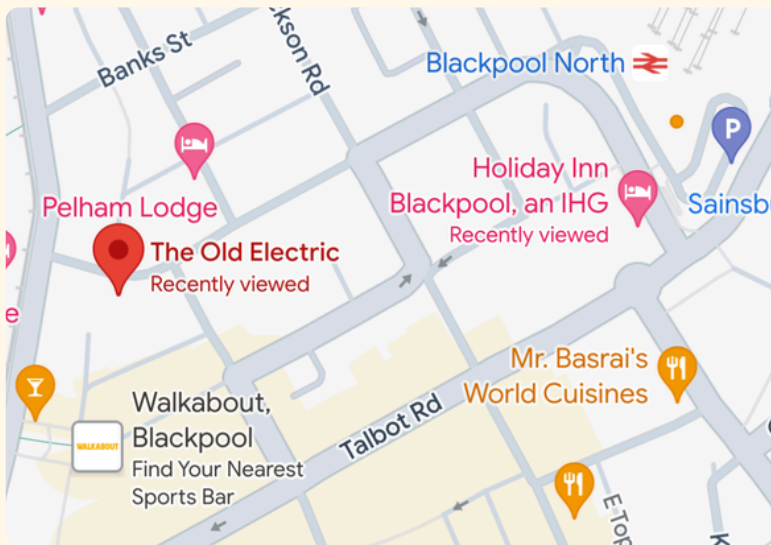




Easy Read Guide for The Old Electric Step Free Access



Springfield Rd,
Blackpool
FY1 1QW,
United Kingdom

[Google Maps link](#)

There will be staff available to walk you from the hotel.

Please let us know if you would like a buddy to walk with.

There is on street parking/drop off in front of the building.

The outside of the building looks like this.

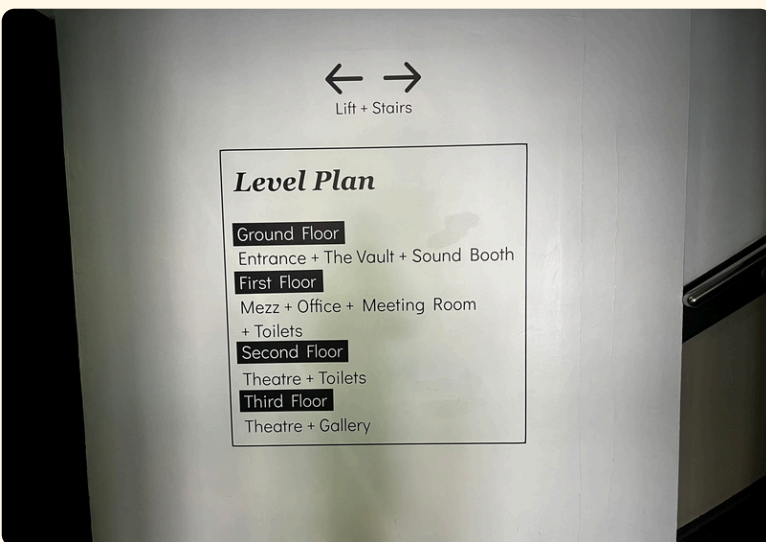


Foyer / Entrance



The entrance looks like this.

There will be a member of staff here to meet you and check you in.



There is a Level Plan on the wall in front of you.



To use the lift turn left.

Go all the way along the corridor.

There is a lot of art work here.

To the lift



Around the first corner you will find a fortune telling machine on the right.



Around the second corner you will see this black and white spiral on the wall.

Go to the end and turn right.



The lift will be in front of you.

First Floor - Mezz



On the first floor.

Exit the lift and go to the right around the corner.



You will see this open area.

There is a ramp down.




This is what the room looks like from the other side.


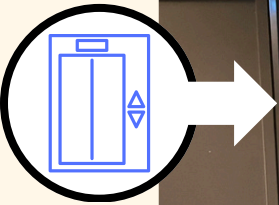
The coloured lights will be turned off.

To get to the second floor, return to the lift.


Second Floor - Theatre



On the second floor, the lift takes you to this corridor.



In this photo the lift is on the left, and disabled toilet on the right.



Go along this corridor to enter the main space.




This is the main space. You will enter from the right of this photo.

Third Floor - Gallery



The lift opens here.



This is the Gallery space.

It overlooks the Theatre.



We will have Lunch here.

First Floor - Quiet Space



The quiet space is in here.



Go through the door.
You will be in an office.
Turn right to find the door to the quiet space.



The quiet space looks like this.

The furniture will be different.

There will be a smaller table, rugs, chairs and beanbags.